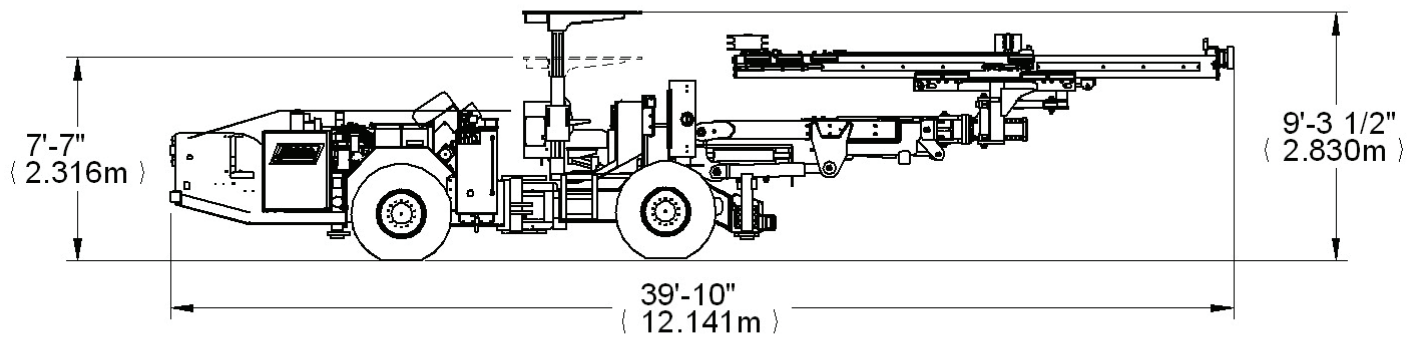


FLETCHER®

Model J-151-DE

Single Boom Drill Jumbo



Application

J151 DE single boom jumbo is designed for development and production drilling in headings from 10 ft. by 10 ft. (3m by 3m) up to 24 ft. wide by 21 ft. high (7.3 m high by 6.4m wide) in one carrier set up.

Diesel tramping with electric hydraulic drilling insures cost effective drilling and fast heading to heading moves. The compact, articulated design allows the jumbo to tram and setup in tight headings, circular ramps or crosscuts.

Operator comfort and safety can be provided with a fully enclosed, sound suppressed cab. The optional air conditioning/heating system filters the introduced make-up air as well as the recirculated interior air. The cab allows for excellent visibility while drilling and tramping.

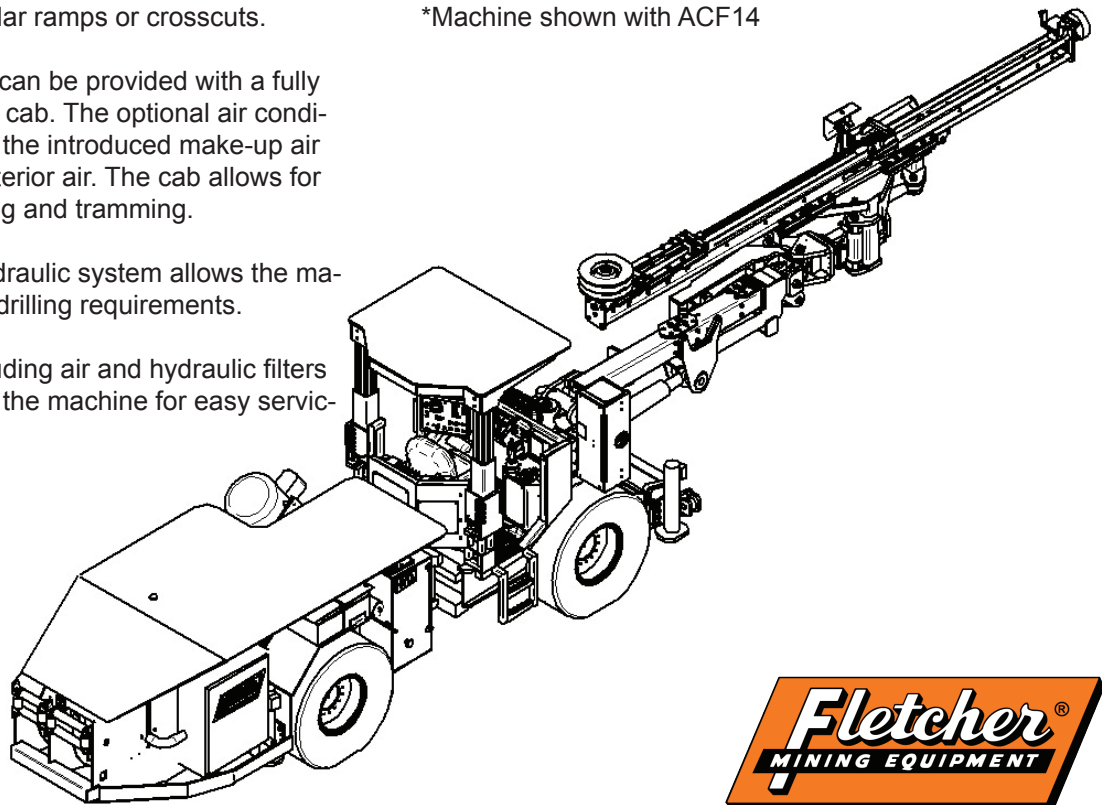
Variable, rock responsive hydraulic system allows the machine to be matched to your drilling requirements.

All normal service items including air and hydraulic filters are located on the outside of the machine for easy servicing or replacement.

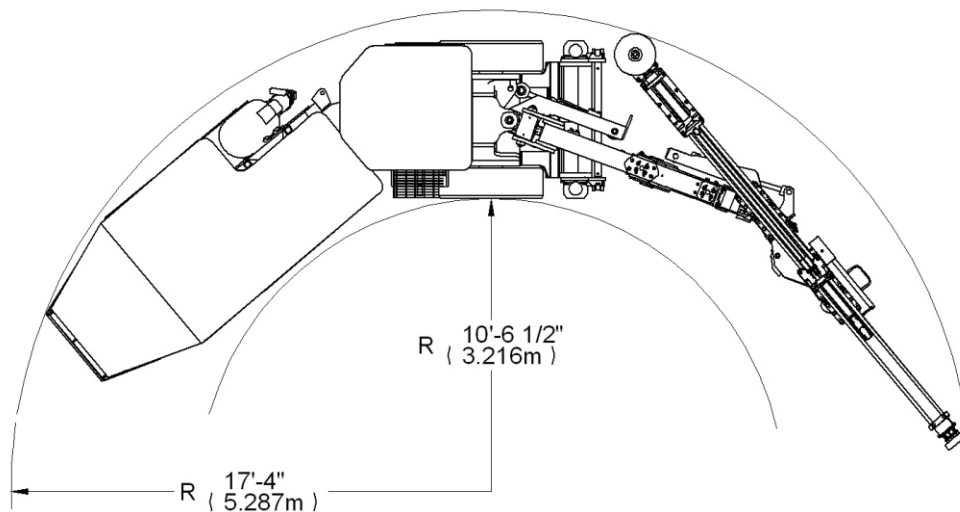
Specifications

Canopy	MSHA Approved	30 CFR 75, 1710-1 (D)
Rock Drill		HVL 38
Boom		PERB 45
Feed*		ACF8 – ACF16
Engine Power		130 HP (97 kW)
Electric Motor		75 HP (56 kW)
Cable Reel Capacity		330 ' (100 m)

*Machine shown with ACF14

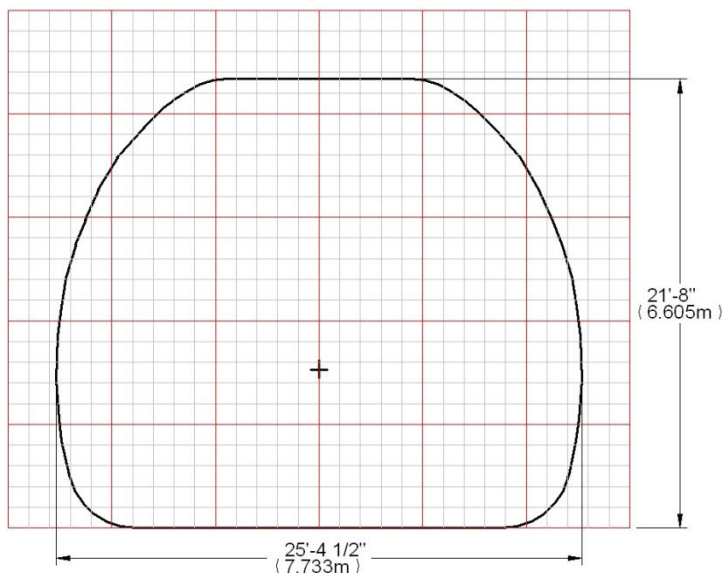


Model J-151-DE



Specifications

Engine	Cummins QSB 4.5	Fuel Tank	20 Gallons (75.7l)
Min. Height	7'7" (2.32m)	Hydraulic Tank	40 Gallons (151.4l)
Overall Width	5'8" (1.72m)	Filters - Suction	Magnetic & 100 mesh
Length - Chassis	22'3" (6.78m)	Filters - Return	3 Micron
Length - Overall	39' (11.89m)	Filters - Pressure	3 Micron
Weight (complete)	35,000 lbs. (15,875kg)	Compressor	
Articulation	80°	Water Boost Pump	
Axle Oscillation	10°	Electrics	24 VDC
Gradeability	30%	Tires	12.00 x 20 NHS, 28 ply
Maximum Speed	5 mph (8kph)		



Highlighted Options

- Enclosed Operator's Cabin
 - Filtered Heater/Air Conditioner
- Montabert HC109 or HC110 Rock Drill
 - Ideal for High Strength Geology
- Drill Angle Indicator
 - Allows Operator to Control the Angle of Face and Lookout Hole
- Water Reel
 - 200' (61 m) Capacity

J. H. Fletcher & Co. cannot anticipate every mine hazard that may develop during use of these products. A roof control plan must be approved by MSHA before use of these products begins. Proper use, maintenance and continued use of (OEM) original equipment parts will be essential for maximum operating results.

Technology at Work Worldwide

J. H. Fletcher & Co.®
 402 High St. P.O. Box 2187
 Huntington, WV 25722-2187
 sales@jhfletcher.com
 304-525-7811